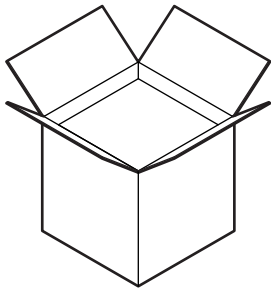
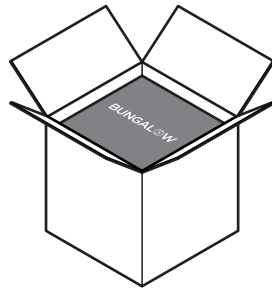
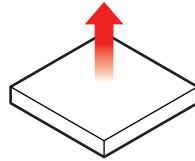


## UNPACKING INSTRUCTIONS FOR ROSE BOUQUET <RSE-700>

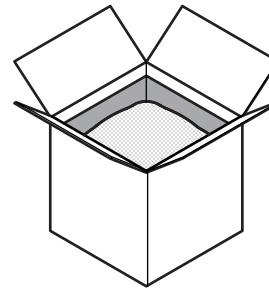
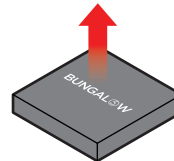
- 1 With the top facing up, carefully open the cardboard box.



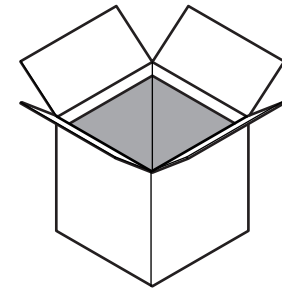
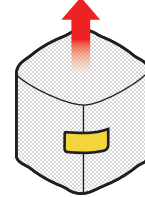
- 2 Remove white foam layer to expose the black inner box.




- 3 Remove the black inner box lid.



- 4 Carefully remove the whole foam-wrapped piece and place on a table.




- 5 Cut the yellow tape and very carefully remove the first layer of foam.



- 6 Cut the yellow tape on second layer and very carefully remove.



- 7 The final layer of foam is partly behind the leaves. **DO NOT PULL FOAM HARD** or it will break the leaves. Carefully remove foam.



UNWRAPPED  
BOUQUET

