
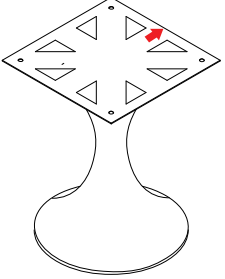
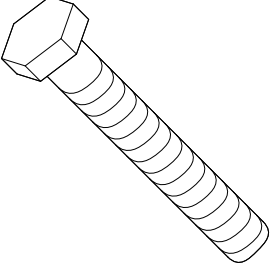
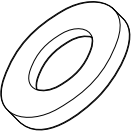


# ASSEMBLY INSTRUCTIONS FOR STOCKHOLM DINING TABLE 52" <STO-375>

## WHAT'S INCLUDED

<p><b>(A)</b></p>  <p>TABLE TOP</p>	<p><b>(B)</b></p>  <p>BASE</p>	<p><b>(C)</b></p>  <p>BOLTS 4 PCS</p>	<p><b>(D)</b></p>  <p>WASHERS 4 PCS</p>
--	--	--	--

- 1** Remove table top **(A)** and base **(B)** from boxes. Lower the top on to the base, taking care to align the arrow stickers on top and base.
- 2** Slide bolt **(C)** through washer **(D)** and through the base **(B)** to connect to the table top **(A)**.
- 3** Fully tighten all bolts.

